

Adult Social Care:

A deep dive into
performance monitoring
through the lens of ethnicity
Data from Quarter 2 -2023/24



Introduction

Leicester is a diverse city which celebrates diversity and promotes unity and integration.

Adult Social Care (ASC) has a key role in tackling the inequality and disadvantage that may be experienced by people with protected characteristics. Understanding how communities access and use ASC services is important, so that we can be active in addressing any disproportionality.

In this report we have explored our performance data through the lens of ethnicity, drawing on reliable ASC data and the published census data.

Overview of Leicester: Baseline population data

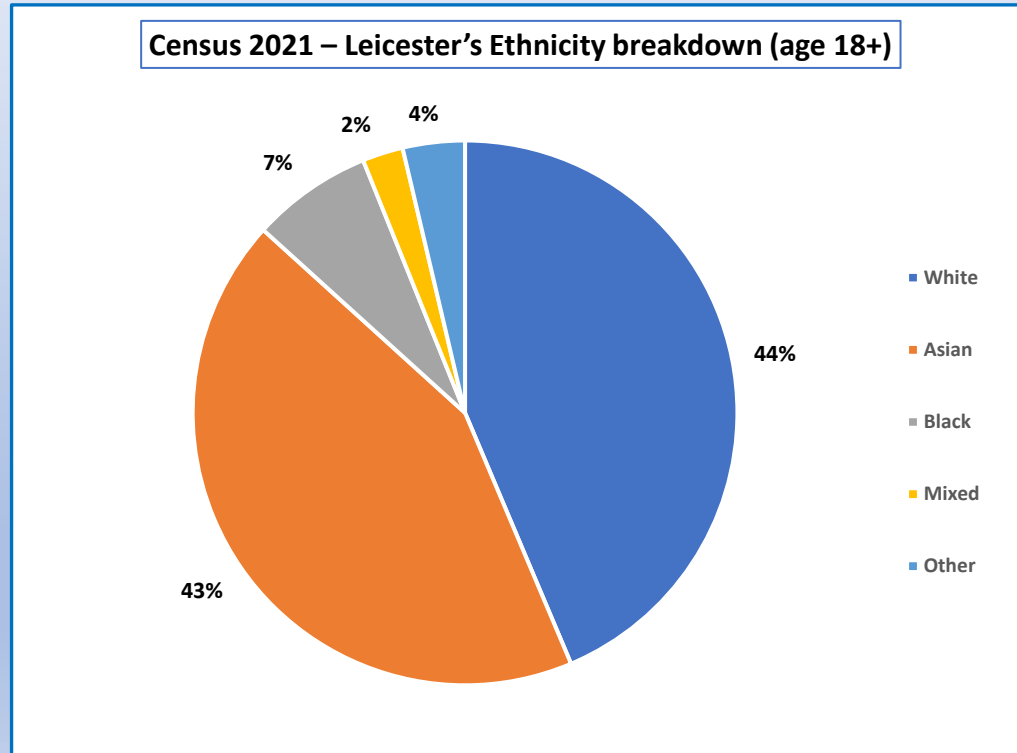
To understand how people from our diverse communities engage with ASC, our support and services, we need to have a good picture of the city's population.

For this report, we have been able to use data from the 2021 Census, so this is recent information and a comprehensive data source.

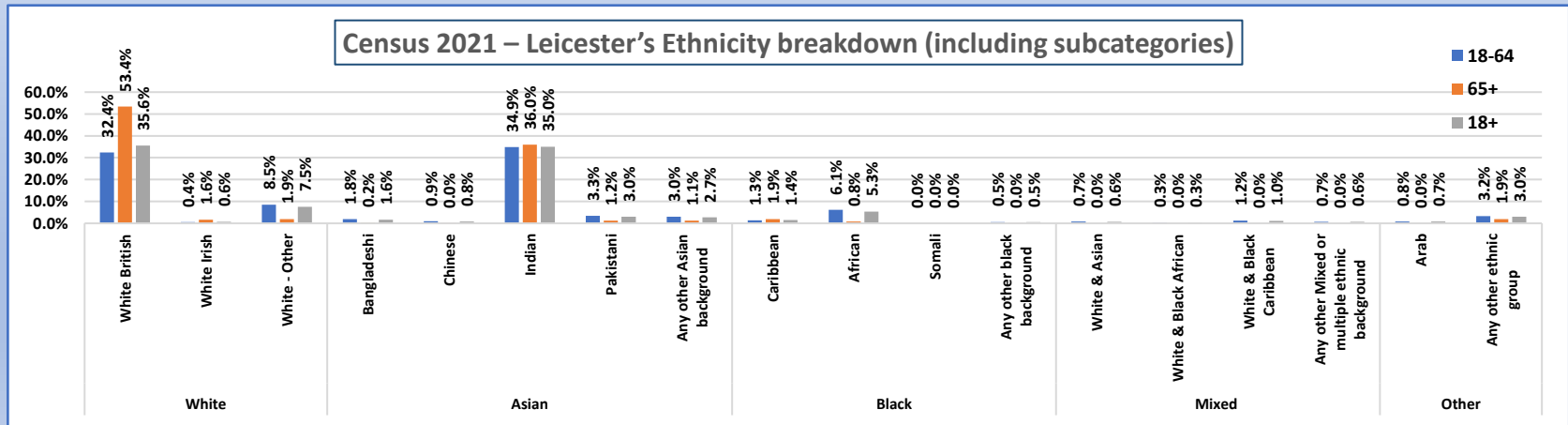
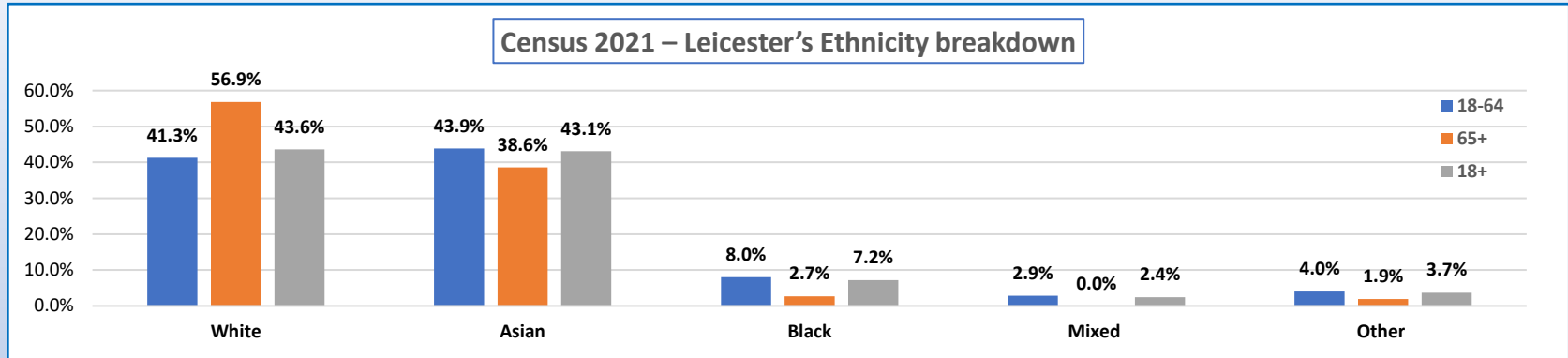
As recording ethnicity is a mandatory part of an ASC record, we have a good level of confidence in the quality of this data and its use for comparative purposes.

It should be noted that ethnicity data covers a broad range of subcategories; whilst we do not seek to minimise the important differences between people from diverse communities, we have used data at a higher category level to draw out key messages for this presentation. Detailed subcategory data is available.

Census 2021 – Ethnicity (18+)



Census 2021 – Ethnicity (by age bands from 18+)



Census 2021 – Total population growth by ethnicity (all ages)

Census 2021 - Comparison of the population's ethnicity composition (Leicester, East Midlands and England)

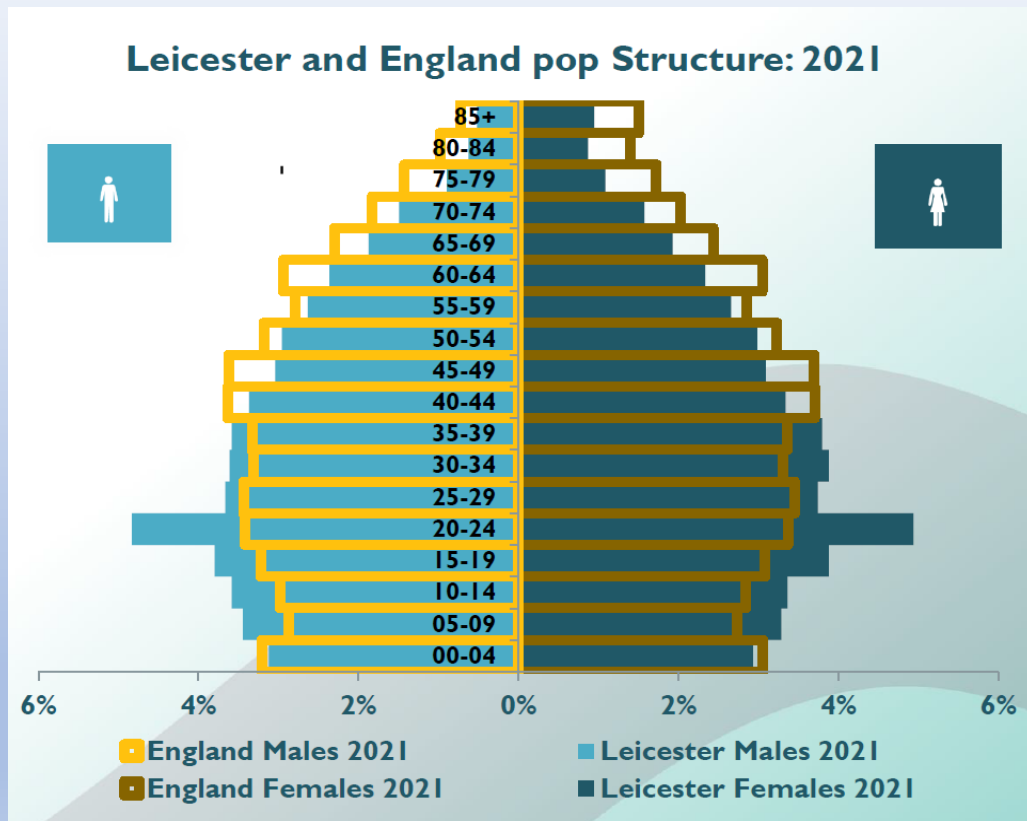


In the 2021 Census, Leicester has become one of the first cities to have “minority majorities”.

Leicester's total population growth - Ethnicity

	2011 Census	2021 Census	% Diff
Total population	329,839	368,571	+11.7%
White	50.5%	40.9%	-9.6%
Asian	37.1%	43.4%	+6.3%
Black	6.2%	7.8%	+1.6%
Mixed	3.5%	3.8%	+0.3%
Other	2.6%	4.1%	+1.5%

Census 2021 – Total population: Age structure



The population estimate for Leicester is 368,600, of which 50% are female and 50% male.

Leicester's population is relatively young compared with England; 17% of Leicester's population (63,300) are aged 20-29 years old (13% in England) and 12% of the population (43,500) are aged over 65 (18% in England).

When considering the monitoring data included in this report, it is important to note the significant variations in the age profiles of the City's population.

Demand for adult social care support and services is generally higher in the older age groups.

Census 2021 – Total population: Ethnicity

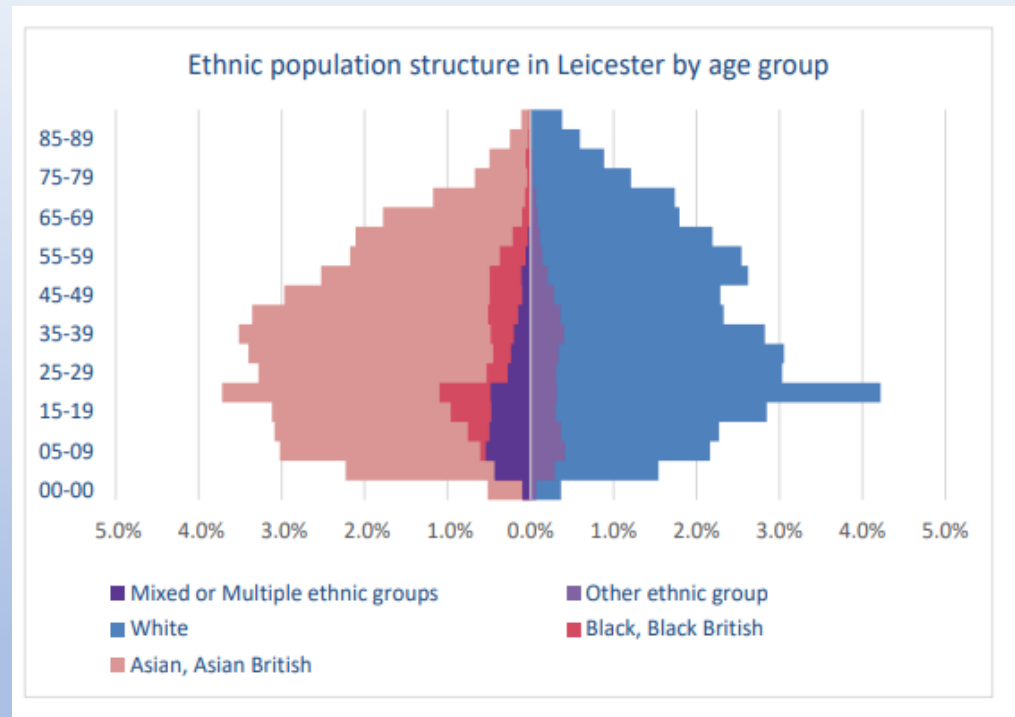
There are different age structures between different ethnic groups in Leicester, with generally higher proportions of younger people in Black and Minority Ethnic groups, and lower proportions of elderly compared with White residents.

The highest proportions of residents in White, Asian/Asian British and Black/Black British residents are seen within the 20-24 year age group, relating to students and young migrants.

There are higher proportions of Asian/Asian British residents aged under 70, and higher proportions of White residents over 70.

There are also fewer older residents in Black/Black British, mixed ethnic groups and other ethnic groups.

As demand for adult social care support and services is generally higher in the older age groups, we should expect to see this reflected in the ethnic profile of those accessing our support and services.



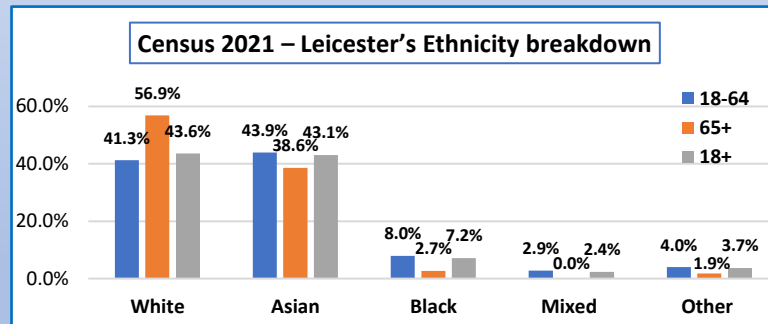
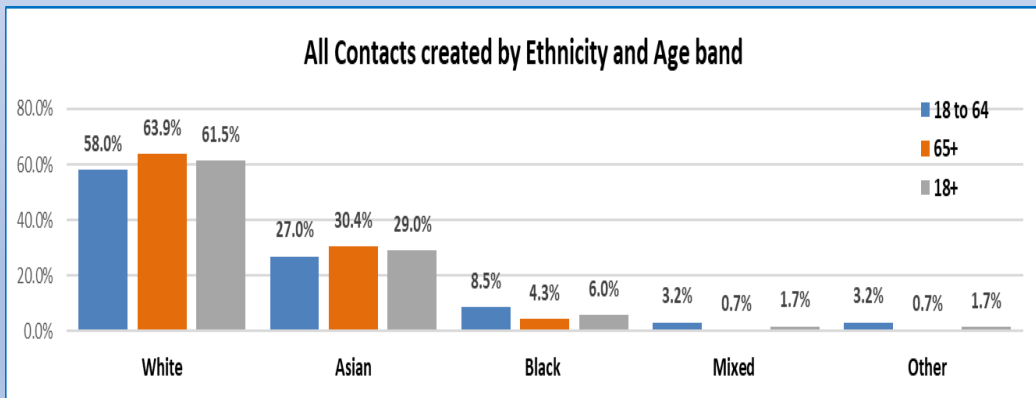
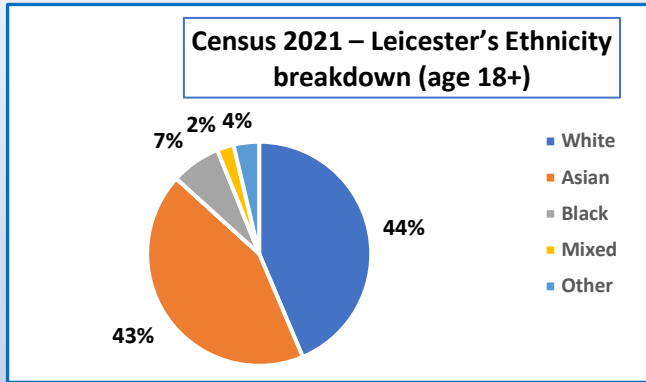
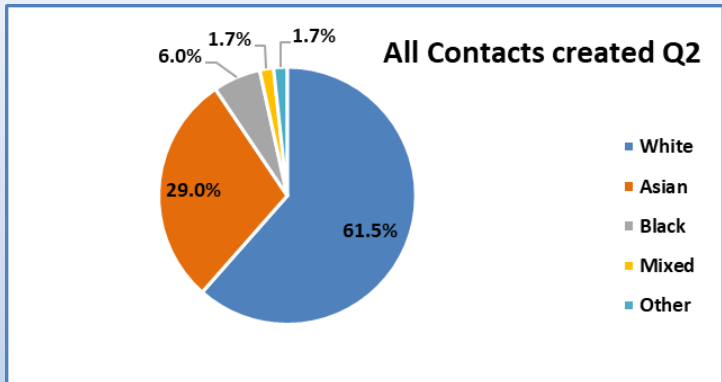
Area for focus

To make a start on a complex and detailed area, initial analysis has identified 4 key areas where variation in data suggests wider discussion is a priority:

- **Contact and repeat contact – data about who contacts ASC for any reason**
- **Assessment and Eligibility – data about the core ASC process of assessing needs and deciding if people are eligible for support**
- **Short and Long term support – data about the services that people receive to meet their needs and promote independence**
- **Safeguarding – data about alerts and enquiries into concerns about people being at risk of harm and abuse from others**

In each area, a summary of the data is presented followed by some key issues to promote discussion

Total Contacts Created Summary by Ethnicity and Age

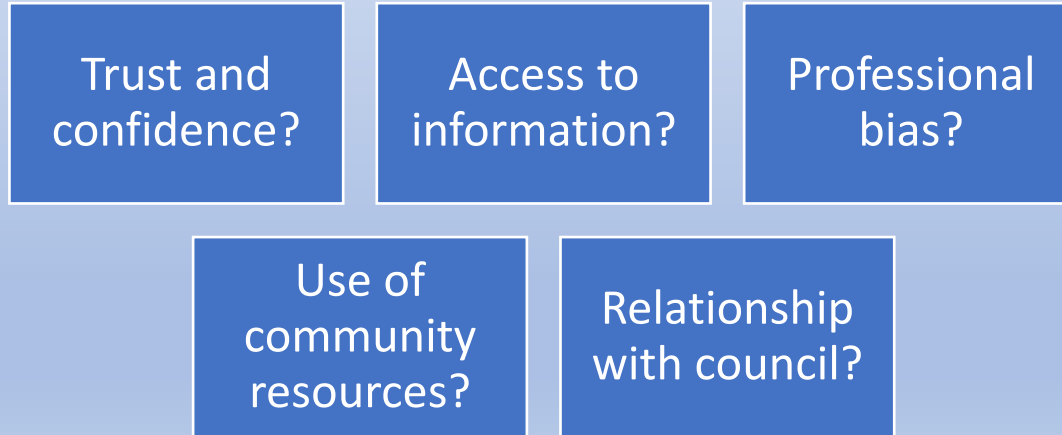


Observations

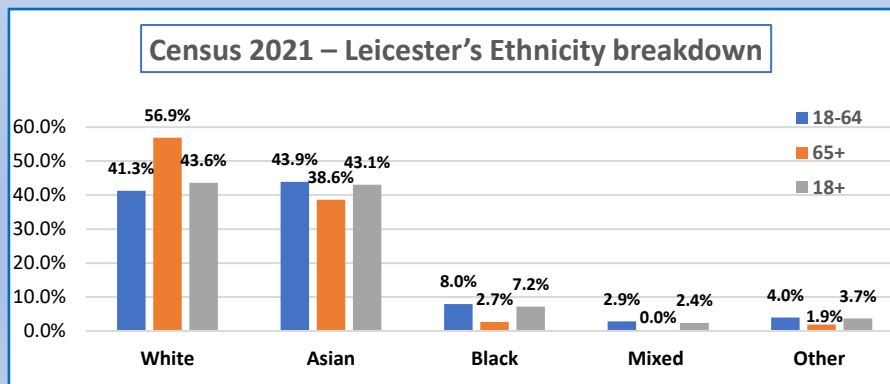
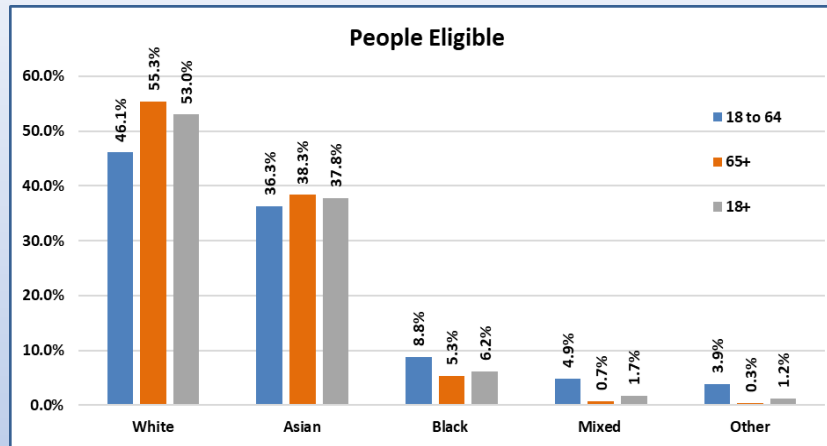
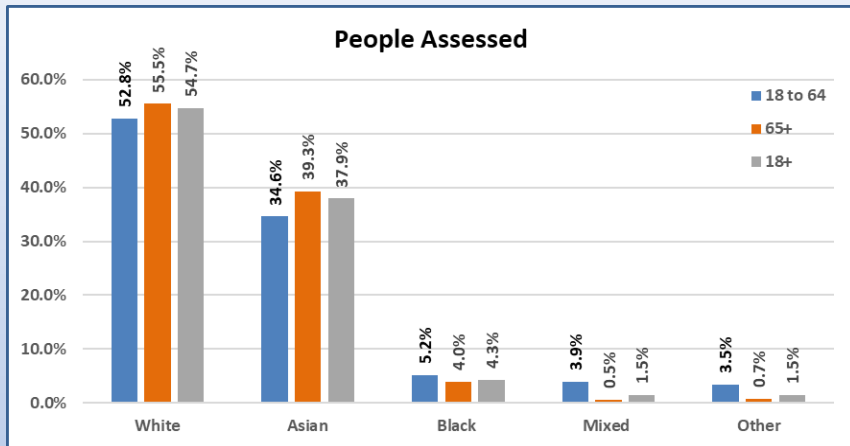
White, Black and Dual Heritage working age adults are disproportionately more likely to be the subject of a contact.

Asian working age adults are less likely to be the subject of a contact.

What factors might influence the rates of contact, which appear to be higher for White, Black and Dual Heritage working age adults and for White older people but lower for Asian people in all age groups?



Assessments and Eligibility – Summary by ethnicity and age



Observations

White people, particularly working age, are over-represented in assessment data. Asian people of all ages are likely to be under-represented.

The extent of the variation is reduced compared to their over / under representation in Contacts

Working age Black adults are notably over-represented in assessment activity and this grows from the position regarding contacts.

The level of over / under-representation reduces again when looking at eligibility

What factors might be at play, in reducing the level of disproportionality as the care management process progresses through assessment and eligibility decisions?

Better /
detailed
conversations?

Building trust

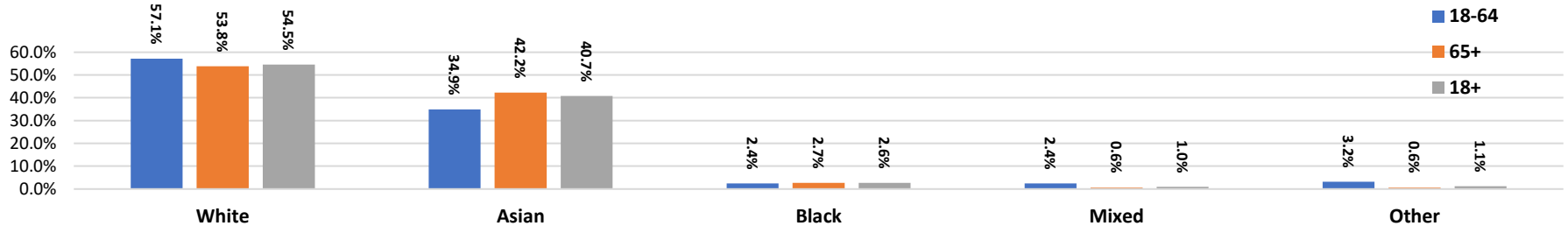
Later / more
acute need?

Evidence based
decision?

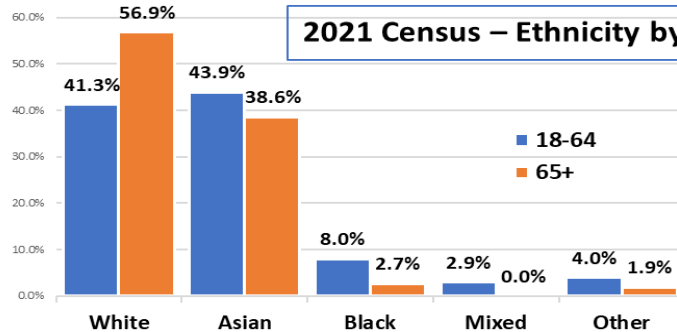
Legal
framework?

Provision of short-term support

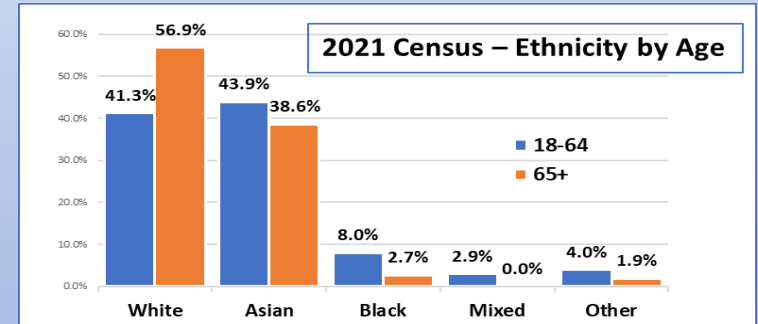
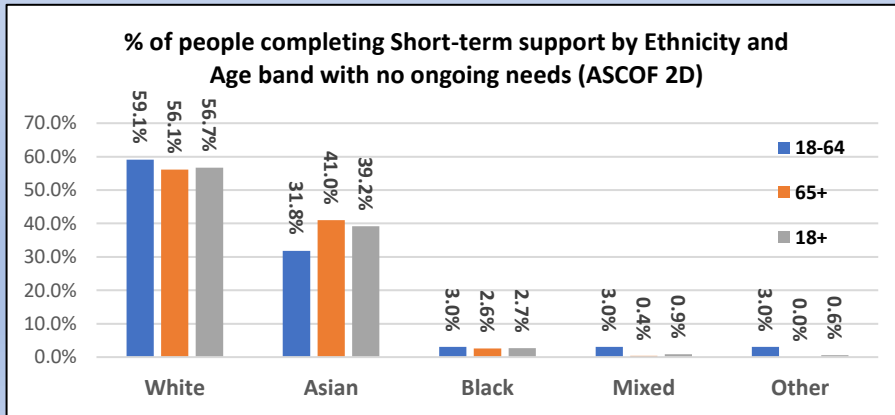
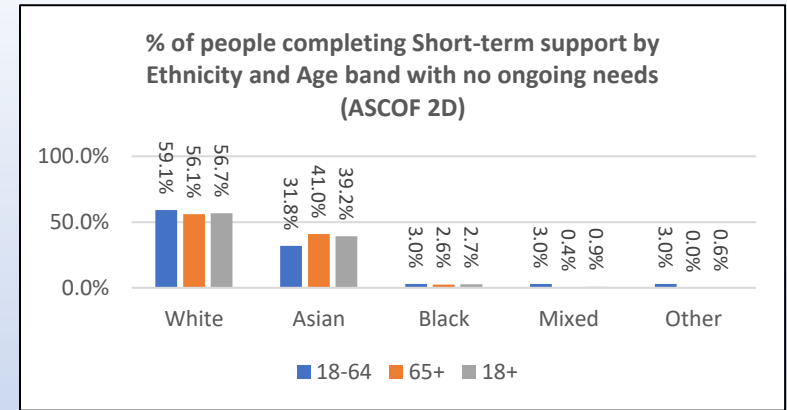
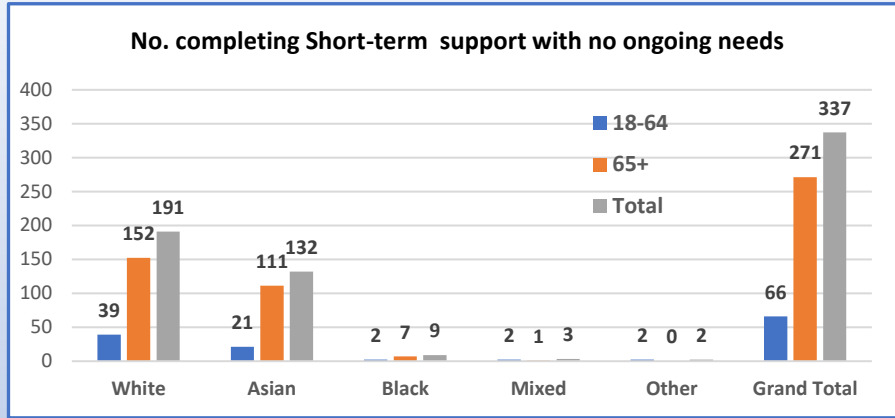
No of people completing Short-term support by Ethnicity and Age-band as at 30th September 2023



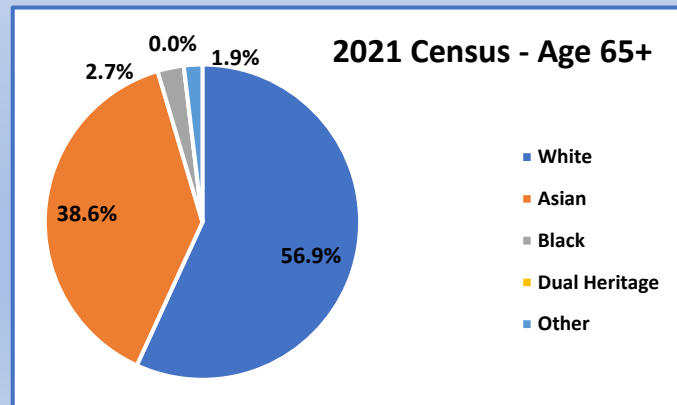
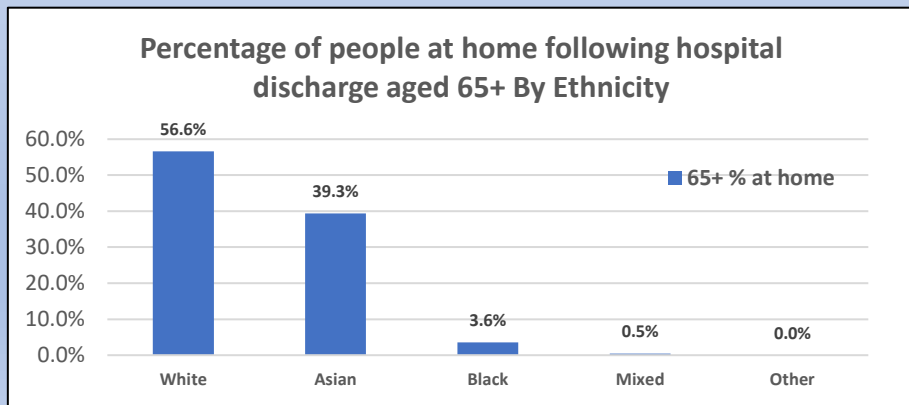
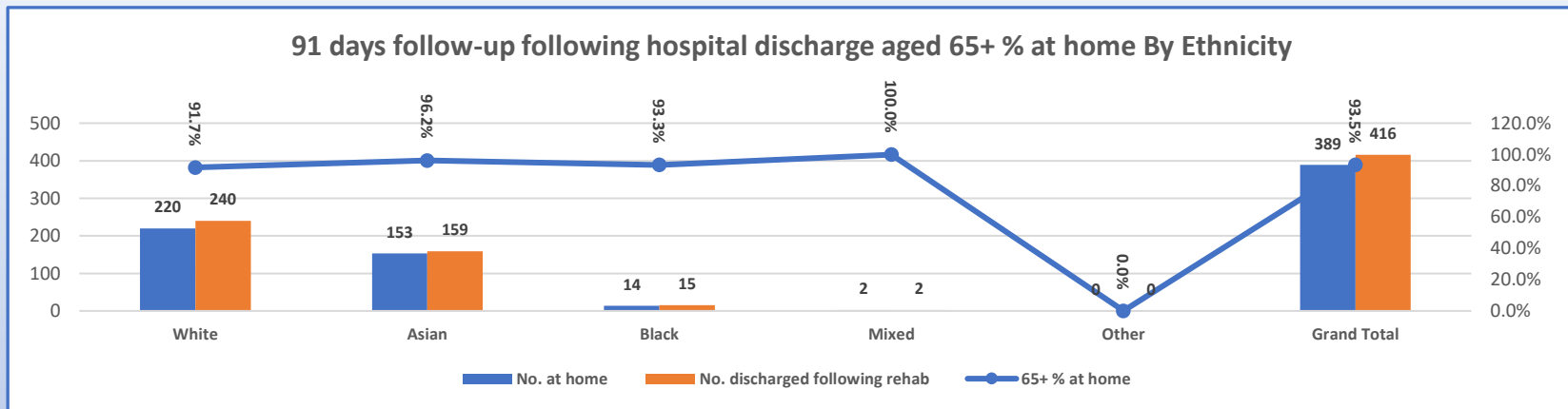
2021 Census – Ethnicity by Age



Outcomes of Short-term support (ASCOF 2D)



Outcomes of short-term support - 91-day follow-up following hospital discharge for those aged 65 and over (ASCOF 2B(i))



Observations

There is an over-representation of White people and under-representation of Asian people using short term services.

The activity is very similar to that of people being assessed

Outcomes in terms of independence are fairly similar or slightly more positive for Asian people (noting the very small numbers of Black and Dual Heritage people which means individual situations will have greater impact on the average % figures)

What might influence the comparatively lower provision of short-term services to people from Black, Asian and Dual Heritage backgrounds?

Lower initial contacts?

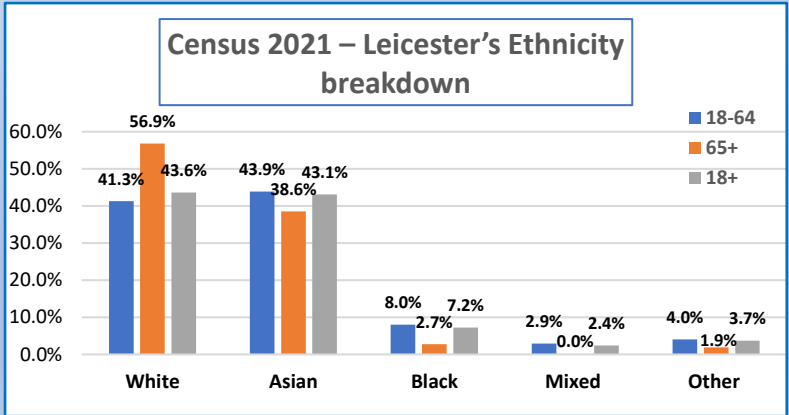
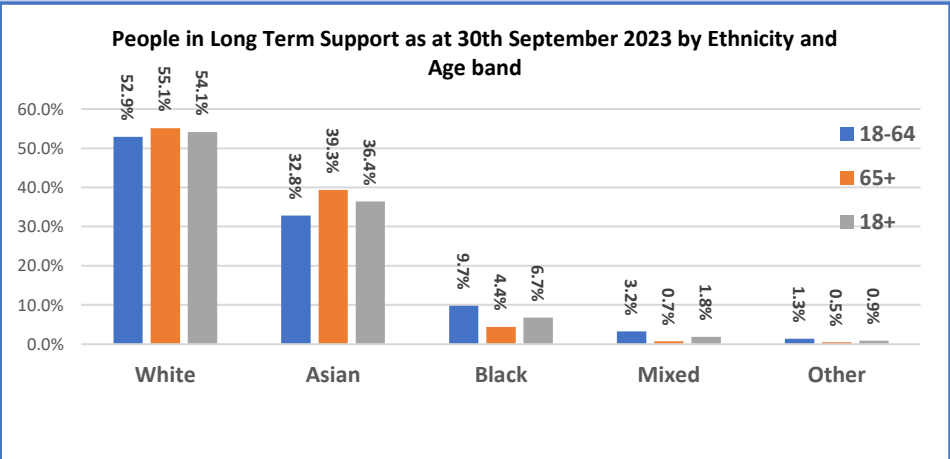
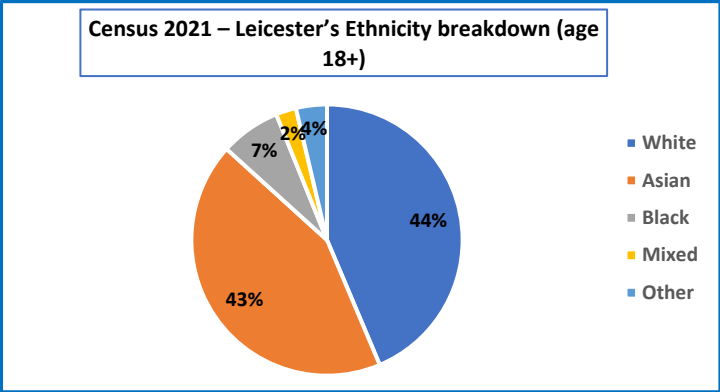
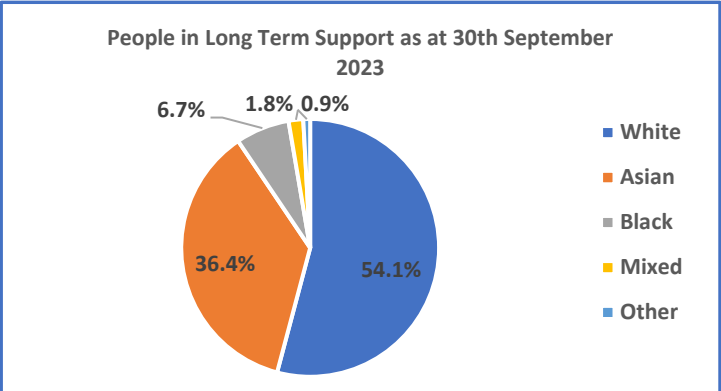
Service appropriate?

Later / more acute need?

Unreported conditions?

Family support?

Long-Term Support



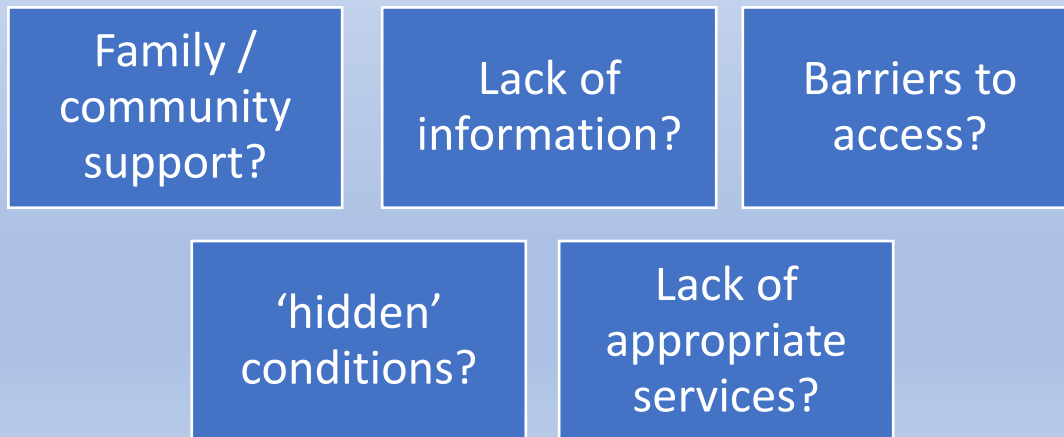
Observations

There is a continued pattern of over-representation of White, and to a lesser extent Black people drawing on long-term support.

However, this over-representation is very much driven by the proportions of White working age adults receiving support compared to working age Asians.

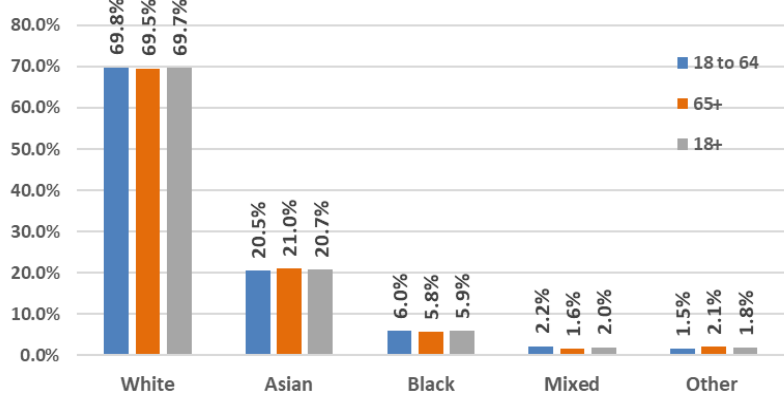
Representation for White and Asian older adults is much closer to the general population from the Census for this age group.

What might impact on the lower rate of working age Asian people receiving long term support?

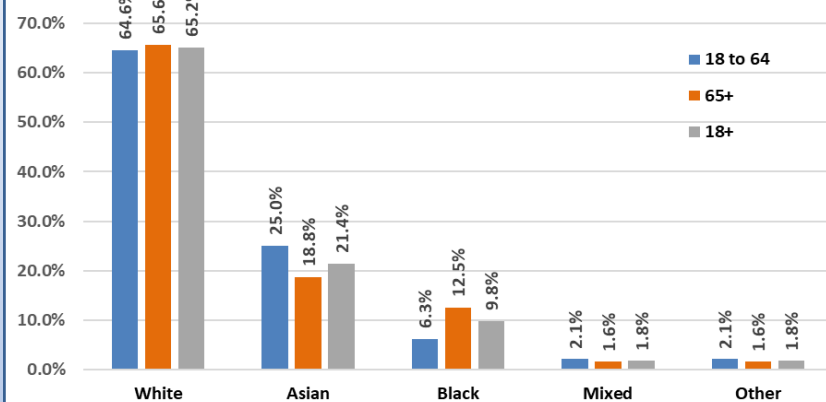


Safeguarding – Activity by age and ethnicity

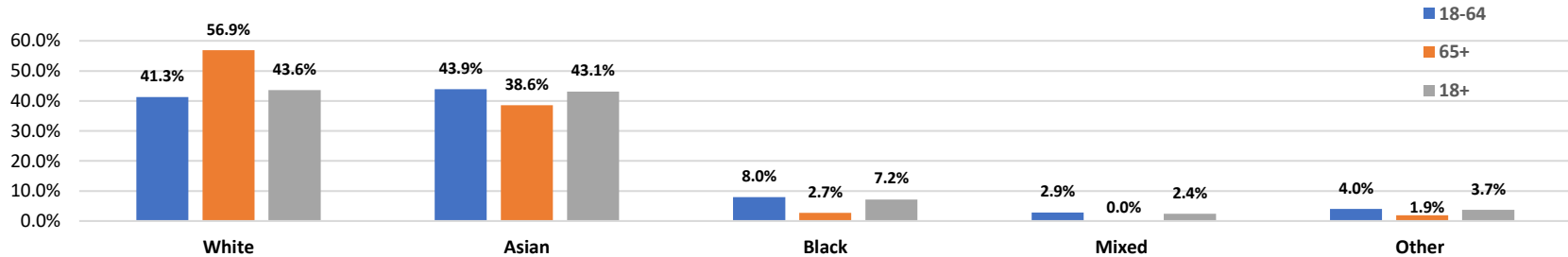
Safeguarding Alerts



Safeguarding Enquiries

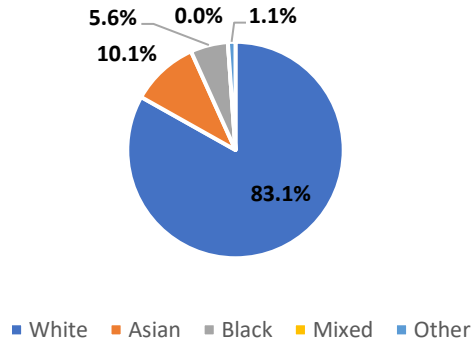


Census 2021 – Leicester’s Ethnicity breakdown

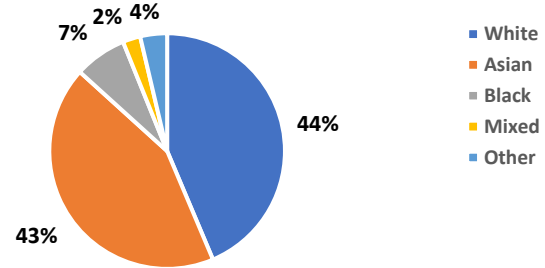


Safeguarding Alerts – Ethnicity Detail by setting

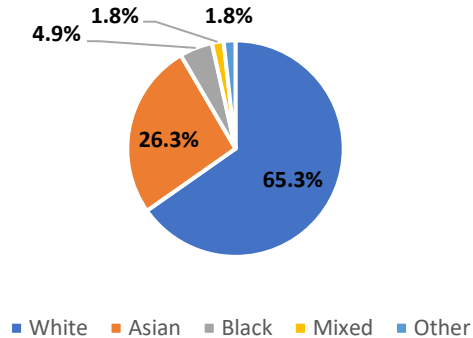
Ethnicity by setting: Alerts in Care Homes



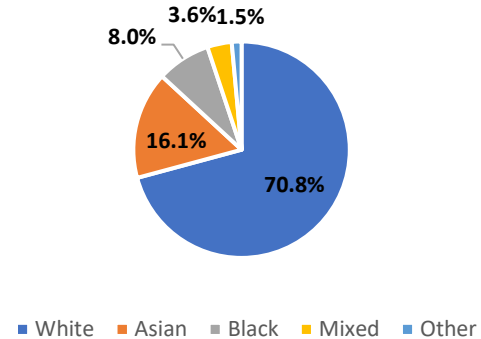
Census 2021 – Leicester’s Ethnicity breakdown (age 18+)



Ethnicity by setting: Alerts in Own Home

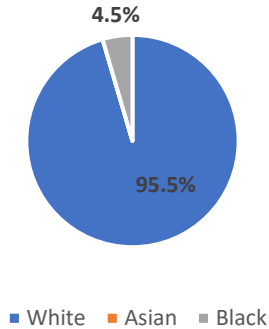


Ethnicity by setting: Alerts in other settings

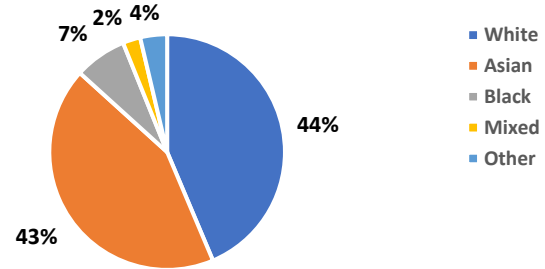


Safeguarding Enquiries – Ethnicity Detail by setting

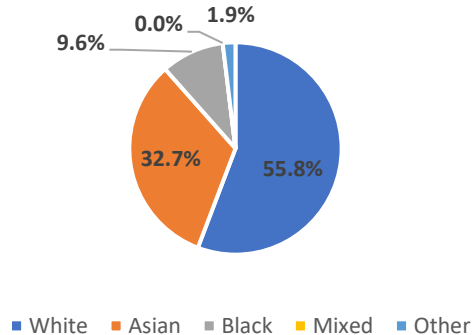
Ethnicity by setting: Care/Nursing home



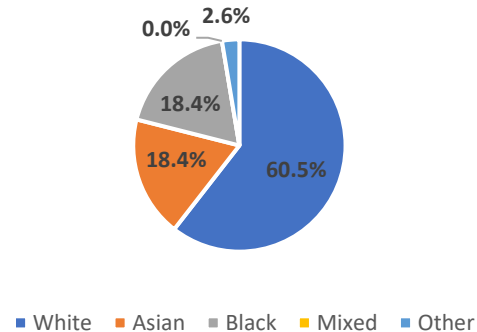
Census 2021 – Leicester’s Ethnicity breakdown (age 18+)



Ethnicity by setting: Own Home



Ethnicity by setting: Other



Observations

White people are significantly more likely to be the subject of a safeguarding alert and enquiry.

Asian people are under-represented. Older Asian and Older Black people see a proportionately higher conversion rate from alert to enquiry.

Prior to Q2 2023/4 (when the data was sampled) the balance of enquiries in community and residential settings was around 50:50. A process change (in how quality concerns in care homes are recorded) led to a step change in this ratio, which is now typically 70:30. Asian people of all ages are less likely to receive care in residential settings which affects their representation in safeguarding alerts. This is highlighted in the LSAB Annual Report for 2023/4 but as data reporting has changed during 2023/4, it should be revisited in 2024/5 data.

The variation in safeguarding levels is notable – what might be causing this?



Next Steps

This discussion paper identifies a number of areas where data would suggest that ASC services are not equitably accessed. In line with our Departmental commitment to co-production, the views of staff from our diverse communities and those of people living in these communities are sought, to further inform this work. These views will help to shape:

- Understanding of why the data might look as it does
- Knowledge about the issues that need to be addressed to achieve greater equity
- Ideas for actions that will be positively impactful for our communities

